

Research Article

Masking Release Due to Linguistic and Phonetic Dissimilarity Between the Target and Masker Speech

Lauren Calandruccio,^a Susanne Brouwer,^b Kristin J. Van Engen,^b Sumitrajit Dhar,^b and Ann R. Bradlow^b

Purpose: To investigate masking release for speech maskers for linguistically and phonetically close (English and Dutch) and distant (English and Mandarin) language pairs.

Method: Thirty-two monolingual speakers of English with normal audiometric thresholds participated in the study. Data are reported for an English sentence recognition task in English and for Dutch and Mandarin competing speech maskers (Experiment 1) and noise maskers (Experiment 2) that were matched either to the long-term average speech spectra or to the temporal modulations of the speech maskers from Experiment 1.

Results: Listener performance increased as the target-to-masker linguistic distance increased (English-in-English < English-in-Dutch < English-in-Mandarin).

Conclusion: Spectral differences between maskers can account for some, but not all, of the variation in performance between maskers; however, temporal differences did not seem to play a significant role.

Key Words: masking, native and nonnative English speech perception

Recognizing speech in the presence of competing speech can be difficult. Speech-recognition performance in noise can improve for listeners (i.e., they benefit from a masking release) when the relationship between the target and competing stimuli is manipulated (see Bernstein & Grant, 2009; Festen & Plomp, 1990; Helfer & Freyman, 2008; Miller & Licklider, 1950; and many others). Of particular interest for the present study is the suggestion from previous work that manipulations in the linguistic content of a masking speech signal can have a substantial influence on the recognition of speech in the target signal (Brouwer, Van Engen, Calandruccio, Dhar, & Bradlow, 2012; Calandruccio, Van Engen, Dhar, & Bradlow, 2010). A masking release, or a decrease in overall masking, has been reported when the competing speech signal contained syntactically normal, but grammatically anomalous, speech rather than meaningful linguistic content (Brouwer et al., 2012). In addition, several studies have reported a release from masking for first (L1) and second language (L2) speech perception when the target speech and masker speech were

not spoken in the same language (e.g., Calandruccio et al., 2010; Garcia Lecumberri & Cooke, 2006; Van Engen & Bradlow, 2007). Even nonnatives attending to their L2 obtained a masking release when the competing speech was changed from their L2 to their L1 (i.e., they benefitted when the target and masker speech were not spoken in the same language, regardless of their proficiency in the two competing languages; see Van Engen, 2010, and Brouwer et al., 2012).

The goal of this research was to investigate masking release for foreign speech maskers that vary in their degree of linguistic/phonetic similarity to the target speech. Specifically, we were interested in comparing the magnitude of the masking release for linguistically and phonetically close (English and Dutch) and distant (English and Mandarin) language pairs. It was hypothesized that because a release from masking has been observed for speech maskers that are both less meaningful than and linguistically different from the target speech, a difference in the magnitude of masking release should be observed when the competing speech varies along a continuum in the degree of linguistic/phonetic similarity to the target speech. Testing this hypothesis will further our understanding of the contributions of linguistic/phonetic information to overall masking that could potentially improve signal processing strategies within assistive listening devices for listeners with hearing impairment.

The three degrees of target-masker linguistic similarity included (a) identical target-masker (English-in-English recognition), (b) linguistically close target-masker (English-in-Dutch recognition), and (c) linguistically distant target-masker (English-in-Mandarin recognition). We predicted

^aQueens College of the City University of New York, Flushing

^bNorthwestern University, Evanston, IL

Correspondence to Lauren Calandruccio, who is now at The University of North Carolina at Chapel Hill: lauren_calandruccio@med.unc.edu

Kirstin J. Van Engen is now at Washington University, St. Louis, MO

Editor: Larry Humes

Received November 26, 2012

Accepted January 31, 2013

DOI: 10.1044/1059-0889(2013)12-0072)

that listeners would obtain a greater masking release when the competing language was more distant from the target speech than when it was close because there should be greater differences in linguistic sound structure at the level of the phoneme inventories, syllable- and phrase-level phonetic structures, and rhythmic structure (and in turn, less overall masking). That is, we predicted that even when meaning was removed from the speech signal, the degree of similarities in such variables as rhythm class, phonemes, and syllable structures would be positively related to the extent of confusion between the target and masker signals. Data that support this prediction will be presented. A follow-up investigation of the influence of spectral and temporal differences between the maskers will also be presented.

Experiment 1: Linguistically and Phonetically Close and Distant Masker Pairs

Method

Listeners

Twenty normal-hearing listeners (audiometric thresholds <25 dB HL bilaterally at octave frequencies between 250 Hz and 8000 Hz) participated in this experiment. All of the listeners were monolingual speakers of American English and included 13 females and 7 males ($M_{\text{age}} = 21$ years, $SD = 2.4$ years). Listeners were recruited from the student body at Northwestern University in Evanston, IL, and were paid for their participation in the study.

Stimuli

Target stimuli included sentences from the Bamford-Kowal-Bench (BKB) sentence lists (Bench, Kowal, & Bamford, 1979) spoken by a native-English female speaker and recorded at Northwestern University. An example from the BKB sentences is, “The clown had a funny face,” in which the key words used for scoring are underlined.

The competing speech stimuli consisted of three different two-talker maskers spoken in English, Dutch, and Mandarin. The two non-English masker languages differ from the target language, English, in various ways (see Table 1). For example, Dutch and English are both from

the West Germanic language family and have similar rhythm (both are traditionally considered stress-timed) and phonotactics (wide range of permissible syllable structures). Mandarin is a Sino-Tibetan language; it has a much more restricted range of syllable structures (primarily CV syllables) compared to English and Dutch, and it is a tonal language. During the experiment, participants were also tested using a Croatian masker and a semantically anomalous English masker, but these results are not reported in this article (see Calandruccio, Van Engen, et al., 2010, for a reported masking release for native-English-speaking listeners listening to English in the presence of Croatian two-talker babble compared to English two-talker babble; see Brouwer et al., 2012, for results on masker effectiveness for meaningful and anomalous speech).

The English masker consisted of syntactically correct, meaningful sentences spoken in English taken from the Harvard/Institute of Electrical and Electronics Engineers (IEEE) sentence lists (IEEE, 1969). An example of a sentence from these lists is, “Rice is often served in round bowls.” The Dutch sentences used during testing in Experiment 1 were direct translations (made by the second author, who is a native Dutch speaker) of the Nye and Gaitenby (1974) sentences that are syntactically correct but semantically anomalous. An example of these sentences is, “The great car met the milk.” An example of the same sentence translated into Dutch is “De geweldige auto ontmoette de melk.” The Mandarin sentences, originally used in Van Engen and Bradlow (2007), are also syntactically correct but semantically anomalous materials.

It should be noted that although the English competing sentences were meaningful and the Dutch and Mandarin competing sentences were semantically anomalous, all listeners were monolingual speakers of English and had no knowledge of either Dutch or Mandarin. Brouwer et al. (2012) reported data for monolingual English listeners in the presence of meaningful and anomalous Dutch maskers. Results indicated no significant differences between the masker conditions; therefore, we would expect that because the listeners in the present study were all monolingual English speakers, the fact that Dutch and Mandarin maskers were anomalous should not matter.

Six different female voices were used to create the three two-talker maskers (two native speakers each of English, Dutch, and Mandarin). The two-talker maskers were created by concatenating sentences spoken by each talker, with no

Table 1. Languages used for the masker conditions.

Language of the masker ^a	# of vocalic phonemes	# of consonantal phonemes	Linguistic family	Syllable structure	Lexical tones	Rhythm class
English	14	24	Indo-European (West Germanic)	(C) ³ V(C) ⁴	No	Stress-timed
Dutch	13	26	Indo-European (West Germanic)	(C) ³ V(C) ⁴	No	Stress-timed
Mandarin	35	28	Sino-Tibetan	(C)V(C)	Yes	Syllable-timed

^aReferences used to classify languages were Dryer & Haspelmath (2011) for English, Booij (1995) for Dutch, and Li & Thompson (1989) for Mandarin.

silent intervals between sentences. Although each of the two talkers spoke the same sentences in each language, the order of concatenation differed between the talkers in each masker condition. The sentences were equalized to the same root-mean-square (RMS) pressure level using Praat software (Boersma & Weenink, 2012) before concatenation. The two strings of sentences were combined into a single audio file using Audacity software (<http://audacity.sourceforge.net/about/>). The final audio files (one for each masker condition) were RMS equalized to the same overall pressure. Lastly, the ends of the audio files were digitally trimmed so that all three maskers were 34 s in length.

Instrumentation

The target and masker speech were mixed in real time using custom software created using MaxMSP (distributed by Cycling '74) running on an Apple Macintosh computer. Stimuli were passed to a MOTU 828 MkII input/output firewire device for digital-to-analog conversion (44100 Hz, 24 bit), passed through a Behringer Pro XL headphone amplifier, and output to MB Quart 13.01HX drivers. Stimuli were then presented to the listeners via disposable foam insert earphones (13 mm) while they were seated in a comfortable chair within a double-walled sound-treated audiometric suite.

Experimental Testing

Listeners first participated in a pre-experiment with an easier signal-to-noise ratio (SNR) of -3 dB on the same day of testing. This experience allowed our listeners to be very comfortable with the speech-in-speech task and very familiar with the target voice. Also, these initial 80 practice trials helped to alleviate learning effects within listeners' performance (see Felty, Buchwald, & Pisoni, 2009).

Throughout testing, the average level of the target speech remained fixed at 65 dB SPL, and the average level of the competing (two-talker masker) speech remained fixed at 70 dB SPL, resulting in a -5 dB SNR. The presentation order of the masker conditions (English, Dutch, Mandarin) randomly varied across listeners, and 16 sentences (1 BKB list; 50 key words) were presented per masker condition.

Stimuli were presented binaurally. One target sentence was presented to the listener on each trial, and a random portion of the appropriate two-talker masker was chosen and was presented 1 s longer in duration compared to the target sentence (500 ms before the beginning of the target sentence, and 500 ms at the end of the target sentence). Listeners were asked to orthographically record what they heard on each trial. The written responses were scored as incorrect if the key word was missing, incomplete, morphologically incorrect, or just wrong. Incorrect spelling of a word, however, was not considered incorrect.

Results

The following statistical analyses are based on percent correct data. The analysis was conducted to test whether

English-sentence recognition differed among the three two-talker masker conditions. A mixed-effects model with listener as a random variable was used (Baayen, Davidson, & Bates, 2008). The fixed effect of masker was significant, $F(2, 38)$, $p < .0001$. The least square means (LSM) for the three maskers were English = 38.9 ($SE = 3.29$), Dutch = 56.4 ($SE = 3.29$), and Mandarin = 72.4 ($SE = 3.29$). A post hoc LSM Differences Tukey Honestly Significant Difference (HSD) test (Tukey, 1953) indicated a significant grouping difference between all three maskers. Data are illustrated in Figure 1 using box plots.

A post hoc analysis was conducted to examine masking release relative to the most difficult condition (i.e., the English masker condition). Specifically, masking release was calculated by taking the within-participant difference in performance scores between (a) the Dutch and English masker conditions and (b) the Mandarin and English masker conditions. A mixed-effects regression model with participant as a random variable was conducted to test for a difference in masking release between Dutch–English and Mandarin–English. Results indicated a significant effect in masker language with respect to masking release ($p = .0099$). That is, there was a significantly larger masking release for the Mandarin–English condition than for the Dutch–English condition (see Figure 2). One-way t tests also indicated that the masking release observed for both Dutch and Mandarin

Figure 1. Sentence recognition performance (percentage correct) in the presence of three two-talker maskers spoken in English, Dutch, and Mandarin. Box plots for each linguistic masker are shown. The length of the box indicates the interquartile range of performance scores, and the intermediate horizontal line indicates the median. The whiskers are calculated using the following two formulas: upper whisker = 3rd quartile + $1.5 \times$ (interquartile range), lower whisker = 1st quartile - $1.5 \times$ (interquartile range). Individual data points are also indicated for all 20 listeners within each box plot. Performance was significantly different between all three masker conditions (indicated by an *).

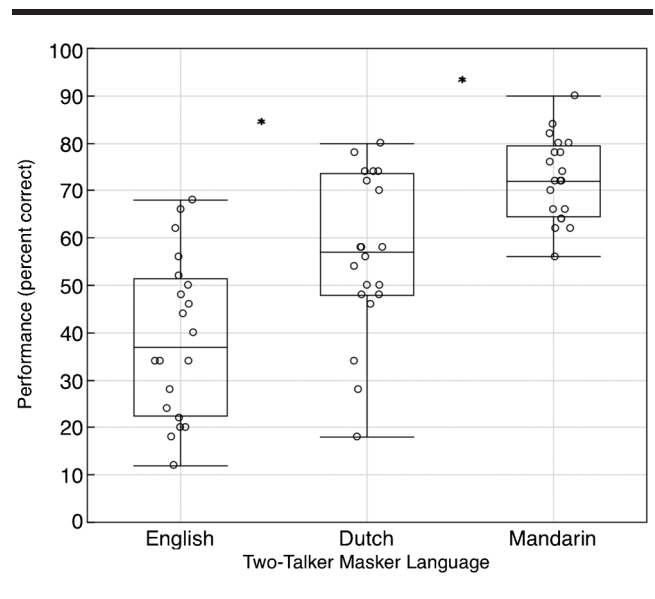
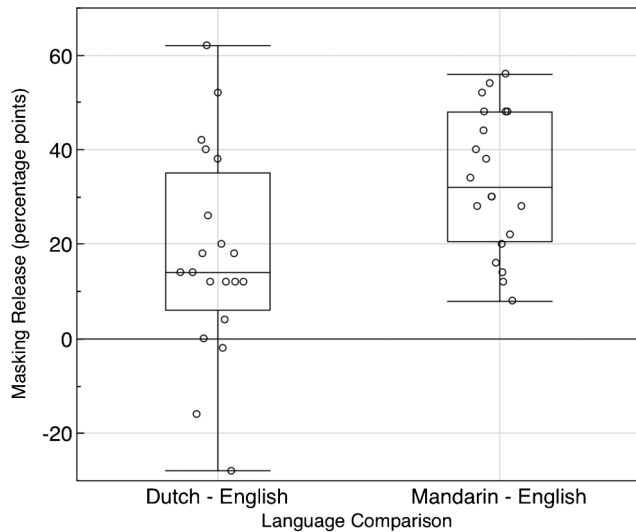


Figure 2. Masking release for data reported in Experiment 1. Masking release was calculated by subtracting each participant's sentence recognition performance in the presence of the foreign language masker minus their performance in the English masker (i.e., Dutch – English, and Mandarin – English). The magnitude of the masking release was significantly different between the two foreign languages. Specifically, Mandarin allowed for a significantly greater masking release than Dutch. The masking release for both languages was significant.

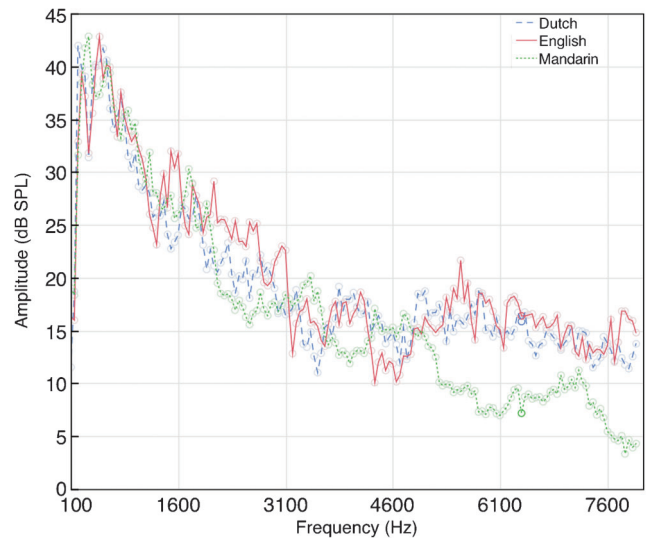


was significantly different from zero, $t(19) = 3.59$, $p = .0019$ and $t(19) = 9.99$, $p < .0001$, respectively.

Discussion

Data from monolingual English speakers indicate that when listening to English sentences in competing speech, a competing English masker is most effective, followed by Dutch and further followed by Mandarin. These data support the original hypothesis that masker effectiveness for a target signal decreases as the competing speech becomes more distant phonetically from the target speech compared to competing speech that is (more) similar to the target language. These data suggest that similar phonemes, phonotactics, and other phonetic or phonological structure similarities between a target and a masker speech signal can increase overall masking. However, it must be considered that the different voices used to create the two-talker maskers had different spectral and temporal properties. The long-term average speech spectra (LTASS) between the three maskers is shown in Figure 3. The Mandarin masker has noticeably less energy above 5000 Hz than the English and Dutch maskers. Therefore, it is possible that differences other than those that are linguistically driven between the maskers might have contributed to the significant results observed in Experiment 1. The purpose of Experiment 2 was to attempt to isolate some of these potential spectral-temporal signal-related features across the three two-talker maskers.

Figure 3. Long-term average speech spectra for the three linguistic maskers used in Experiment 1. The Mandarin masker has noticeably less energy above 5000 Hz than the English and Dutch maskers.



Experiment 2: Spectrally Matched Steady-State and Temporally Modulated White-Noise Maskers

In an attempt to examine spectral and temporal differences between the masker conditions that could potentially be impacting the results of Experiment 1, we conducted a second experiment using noise (rather than speech) maskers. We created two different sets of noise maskers. The first set of noise maskers was spectrally matched to the three two-talker maskers (English, Dutch, and Mandarin) used in Experiment 1. This manipulation removed temporal differences between the three maskers while preserving the long-term spectral content of the original maskers. The second set of noise maskers included three white-noise maskers that were temporally modulated to match the low-frequency modulations of the three two-talker maskers used in Experiment 1. Thus, this manipulation removed all spectral differences between the three maskers but preserved the low-frequency temporal modulations of the original two-talker maskers.

Method

Listeners

Twelve additional native-English-speaking normal-hearing (audiometric thresholds <25 dB HL bilaterally at octave frequencies between 250 Hz and 8000 Hz) listeners (11 females and 1 male) participated in Experiment 2 ($M_{\text{age}} = 23$ years, $SD = 2.8$ years). Listeners were recruited from the student body at Queens College at the City University of New York. Participants signed an informed

consent form approved by the Queens College Institutional Review Board and were paid for their participation.

Stimuli

Target stimuli were taken from the same BKB sentences that were used in Experiment 1. The three steady-state (SS) noise maskers were spectrally matched to the three two-talker maskers and were generated in MATLAB by passing a Gaussian white noise through a finite impulse response filter with 2,048 points and a magnitude response equal to each individual LTASS of the three two-talker maskers. The temporally modulated (TM) white-noise maskers were computed using MATLAB. A full-wave rectification Hilbert transform was applied to the three speech maskers used in Experiment 1. Stimuli were then low-pass filtered using a rectangular filter that used a sampling rate of 22.1 kHz and a cutoff frequency of 50 Hz (see Davidson, Gilkey, Colburn, & Carney, 2006). A Gaussian white noise, also generated in MATLAB, was then multiplied by the different envelopes to create three TM noise maskers (one for each of the three original speech maskers used in Experiment 1). The SS spectrally matched noise maskers and the TM white-noise maskers were then RMS equalized to the same pressure level as the target sentences using Praat (for similar methods, see Calandruccio, Dhar, & Bradlow, 2010).

Procedure

The target and masker were mixed in real time using custom software created with MaxMSP running on an Apple Macintosh computer. Stimuli were passed to a MOTU UltraLite input/output firewire device for digital-to-analog conversion (24 bit), to an Art HeadAmp6Pro headphone amplifier and output to Etymotic ER1 insert earphones. Stimuli were then presented to the listeners via disposable foam insert earphones (13 mm) while they were seated in a comfortable chair within a double-walled sound-treated audiometric room.

Experimental Testing

All listeners initially came in for testing using the SS spectrally matched noise maskers. Two months later, the same listeners returned for testing using the TM white-noise maskers. Procedures used in Experiment 2 were similar to those used in Experiment 1. All maskers were presented at a fixed SNR of -5 dB (the same SNR used in Experiment 1). For both types of noise maskers, one practice BKB list was used to familiarize the listener with the task. The presentation order of the masker conditions randomly varied across listeners, and 16 sentences (1 BKB list; 50 key words) were presented per masker condition.

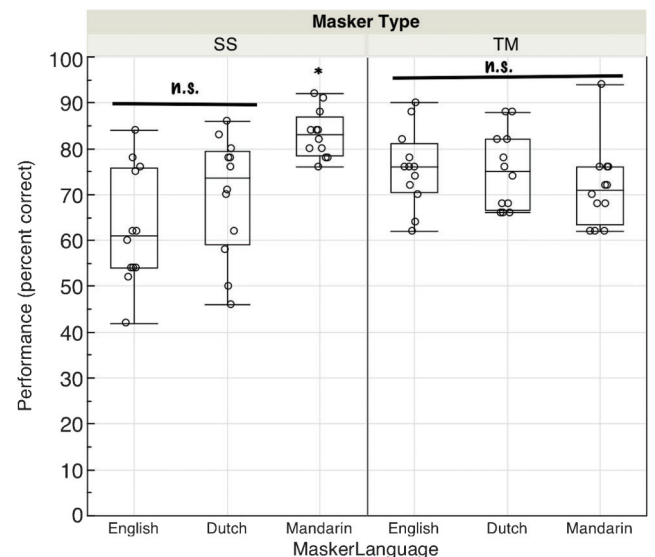
Results

A mixed-effect model with listener as a random variable was conducted to test whether English-sentence

recognition differed when listening between the SS and TM noise maskers (based on the three two-talker masker conditions). The fixed effect of masker type and masker language was significant, $F(1, 55) = 13.43, p = .0006$, and $F(2, 55) = 5.32, p = .0077$, respectively. The interaction of masker type and masker language was also significant, $F(2, 55) = 12.67, p < .0001$. A post hoc LSM Differences Tukey HSD test indicated that the Mandarin SS masker (LSM = 83.08) was significantly less effective than the English SS and Dutch SS maskers (LSM = 62.75 and LSM = 69.83, respectively); no significant grouping difference was observed between the English SS and Dutch SS maskers. For the TM maskers, there was no significant grouping difference between the three maskers (LSM ranging between 71.5 and 75.6).

As for Experiment 1, we conducted a post hoc analysis to examine masking release with respect to the most difficult condition (i.e., the respective English SS and English TM masker conditions). Specifically, masking release was calculated by taking the difference in performance scores between the Dutch and English SS, Mandarin and English SS, Dutch and English TM, and Mandarin and English TM masker conditions. A mixed-effects regression model with

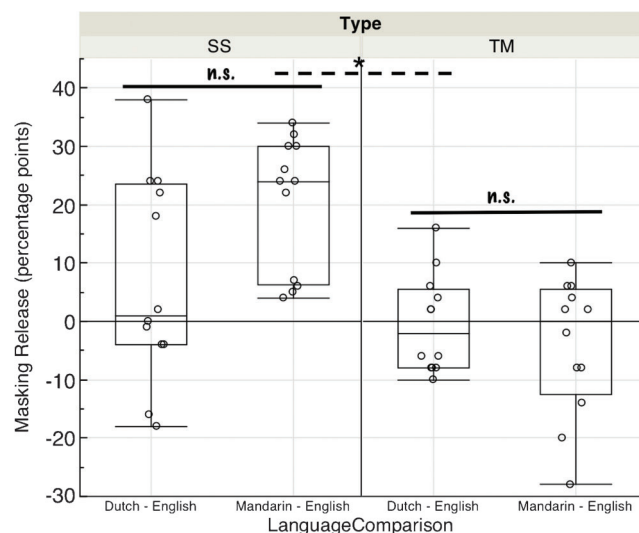
Figure 4. Sentence recognition performance (percentage correct) in the presence of steady-state (SS) and temporally modulated (TM) noise maskers derived based on the original three two-talker English, Dutch, and Mandarin maskers used in Experiment 1. Box plots are shown for each masker condition. Similarly to Figure 1, the length of the box indicates the interquartile range of performance scores, and the intermediate horizontal line indicates the median. The whiskers are calculated using the following two formulas: upper whisker = 3rd quartile + 1.5 × (interquartile range), lower whisker = 1st quartile - 1.5 × (interquartile range). Individual data points are also indicated for all 12 listeners within each box plot. Post hoc Tukey analyses indicated statistical differences between the Mandarin SS and the English and Dutch SS maskers (indicated by an *).



participant as a random variable was conducted to test masking release between the masker conditions. Specifically, we examined masking release for Dutch–English and Mandarin–English for both the SS and TM masker types as well as the interaction between masker language and masker type. The main effect of masker language was not significant ($p = .1881$); however, the main effect of masker type was significant ($p < .0001$). The interaction between language and masker type was also significant ($p = .0228$). Post hoc Tukey HSD testing indicated significant grouping differences for the Mandarin–English SS masking release compared to the masking release for the two TM masker conditions. There was no significant grouping difference for the masking release observed between the Dutch–English TM maskers and Mandarin–English TM maskers; nor was there a significant difference between the masking release observed between the Dutch–English SS maskers and Mandarin–English SS maskers.

Figure 5 illustrates the masking release that was observed between the English and the two foreign language SS and TM maskers. For the SS maskers, we conducted additional one-way t tests, which indicated that the masking release observed for the Dutch–English condition was not significantly different from zero, $t(11) = 1.39$, $p = .195$; whereas the Mandarin–English masking release was

Figure 5. Masking release for data reported in Experiment 2. Masking release was calculated by subtracting each participant’s sentence recognition performance in the presence of the foreign language SS and TM masker minus their performance in the English SS and TM masker, respectively (i.e., Dutch SS – English SS and Mandarin SS – English SS; Dutch TM – English TM and Mandarin TM – English TM). The masking release observed for the Mandarin SS – English SS masker was significantly greater than the masking release observed for the TM masker conditions. However, there was no significant difference in masking release between the two SS masker comparisons, nor between the two TM masker comparisons (indicated by “n.s.”). The significant interaction between language and masker type is indicated by an *.



significant, $t(11) = 6.13$, $p < .0001$. A key comparison to make is that in Figure 2 (earlier), there was a significant masking release for the Dutch–English two-talker masker. Therefore, these data, taken in combination with those reported in Figure 2, support the conclusion that some portion of the masking differences in the two-talker condition, particularly for the Dutch two-talker masker, cannot be traced to spectral or temporal differences among the maskers.

Discussion

The spectral energy within the Mandarin masker was less effective in masking the English target speech than the energy in the other two maskers (English and Dutch). These results indicate that, at a minimum, a portion of the Mandarin masker ineffectiveness observed in Experiment 1 was due to energetic masking differences between maskers (and not solely linguistic and or phonetic distance). Differences in temporal modulations between the three speech maskers used in Experiment 1 alone were not large enough to cause significant differences in recognition performance.

The results from Experiment 1 cannot be fully explained based on linguistic and phonetic distance between the target (English) and the masker (English, Dutch, or Mandarin) because the energetic masking contributions between the English and Dutch maskers and the Mandarin masker were not equal. However, the data from Experiment 2 also indicate that the difference in masker effectiveness that was observed between the English and Dutch speech maskers in Experiment 1 cannot be accounted for solely by energetic masking differences.

General Discussion

Decreasing the similarity between the target and masker speech (i.e., English targets and Mandarin masker) allowed for a greater release from masking relative to a more phonetically similar target and masker combination (i.e., English targets and either English or Dutch maskers). In other words, there was a gradient improvement in performance for English-in-English to English-in-Dutch to English-in-Mandarin listening conditions. Although the data from Experiment 1 suggest that linguistic and phonetic dissimilarity had a linear relationship with masker effectiveness, the data from Experiment 2 strongly suggest that a portion of the ineffectiveness observed for the Mandarin masker was due to reduced spectral overlap with the target speech.

In our study, two stress-timed languages were used: English and Dutch. Mandarin is a syllable-timed language (Lin & Wang, 2005). Reel (2009) reported that speech maskers were less effective when the masking speech was dissimilar in terms of rhythmic structure relative to the target speech, especially when the rhythm class of the masker was unknown to the listener. Therefore, the differences in rhythm between the maskers relative to the target English speech

may also have contributed to the Mandarin masker being the least effective speech masker. It should be noted that rhythm class may not be synonymous with differences in low-frequency envelope modulations because rhythm class is a linguistic rather than acoustic classification that relates to the internal shape of syllables (including language-specific phonotactic features such as vowel reduction in unstressed syllables and consonant cluster permissibility) that may not directly and straightforwardly relate to envelope modulations in the speech signal. That is, target and masker speech with different rhythms may be easier to segregate than target and masker speech with similar rhythms. However, further research is needed to determine if the differences in rhythm class with respect to masker effectiveness have to do with differences in low-frequency envelope modulations (i.e., greater or more frequent “dips”) or sound-source segregation.

The data reported in Experiments 1 and 2 illustrate the importance for researchers to be consistent and thorough in reporting temporal and spectral properties of the signals used within speech masking experiments. To make valid interpretations of non-energetic masking effects caused by linguistic maskers, energetic contributions must be understood first.

These data are preliminary in confirming that masking release progressively increases with progressive changes in target and masker linguistic similarity. It is possible that the differences observed in these experiments are speaker specific and not language specific. As we move forward, we must find ways to control for spectro-temporal differences between different speech maskers without simultaneously eliminating critical linguistic–phonetic information. Possible ways to minimize energetic differences include having the same talkers create multiple masker conditions (Freyman, Balakrishnan, & Helfer, 2001) or normalizing LTASS between the masker conditions (Brouwer et al., 2012). Using three competing talkers as opposed to two may also help to reduce temporal differences that may exist between masker conditions that can improve or degrade masker effectiveness (Calandruccio, Dhar, et al., 2010) while still allowing non-energetic masking effects to be probed (Freyman, Balakrishnan, & Helfer, 2004; Simpson & Cooke, 2005). If the specific properties within competing signals that allow for greater masking release could be identified, there is potential that those properties could eventually be incorporated into signal processing strategies. In turn, those strategies could help improve speech recognition when listening in noise for individuals with hearing loss.

Acknowledgments

A portion of these data were presented at the American Speech-Language-Hearing Association 2009 annual convention in New Orleans, LA. Thank you to Chun Chan for his assistance throughout this research project.

References

- Baayen, R. H., Davidson, D. J., & Bates, D. M. (2008). Mixed-effects modeling with crossed random effects for subjects and items. *Journal of Memory and Language*, 59, 390–412.
- Bench, J., Kowal, A., & Bamford, J. (1979). The BKB (Bamford-Kowal-Bench) sentence lists for partially-hearing children. *British Journal of Audiology*, 13(3), 108–112.
- Bernstein, J. G., & Grant, K. W. (2009). Auditory and auditory–visual intelligibility of speech in fluctuating maskers for normal-hearing and hearing-impaired listeners. *Journal of the Acoustical Society of America*, 125(5), 3358–3372.
- Boersma, P., & Weenink, D. (2012). Praat: Doing phonetics by computer (Version 5.3.15) [Computer software]. Retrieved from <http://www.praat.org/>.
- Booij, G. (1995). *The phonology of Dutch*. Oxford, UK: Oxford University Press.
- Brouwer, S., Van Engen, K. J., Calandruccio, L., Dhar, S., & Bradlow A. R. (2012). Linguistic contributions to speech-on-speech masking for native and non-native listeners: Language familiarity and semantic content. *Journal of the Acoustical Society of America*, 131(2), 1449–1464.
- Calandruccio, L., Dhar, S., & Bradlow, A. R. (2010). Speech-on-speech masking with variable access to the linguistic content of the masker speech. *Journal of the Acoustical Society of America*, 128(2), 860–869.
- Calandruccio, L., Van Engen, K., Dhar, S., & Bradlow, A. R. (2010). The effectiveness of clear speech as a masker. *Journal of Speech, Language, and Hearing Research*, 53(6), 1458–1471.
- Davidson, S. A., Gilkey, R. H., Colburn, H. S., & Carney, L. H. (2006). Binaural detection with narrowband and wideband reproducible noise maskers. III. Monaural and diotic detection and model results. *Journal of the Acoustical Society of America*, 119(4), 2258–2275.
- Dryer, M. S., & Haspelmath, M. (Eds.). (2011). *The world atlas of language structures online*. Munich, Germany: Max Planck Digital Library. Available at <http://wals.info/>.
- Felty, R. A., Buchwald, A., & Pisoni, D. B. (2009). Adaptation to frozen babble in spoken word recognition. *Journal of the Acoustical Society of America*, 125(3), EL93–97.
- Festen, J. M., & Plomp, R. (1990). Effects of fluctuating noise and interfering speech on the speech-reception threshold for impaired and normal hearing. *Journal of the Acoustical Society of America*, 88(4), 1725–1736.
- Freyman, R. L., Balakrishnan, U., & Helfer, K. S. (2001). Spatial release from informational masking in speech recognition. *Journal of the Acoustical Society of America*, 109(5), 2112–2122.
- Freyman, R. L., Balakrishnan, U., & Helfer, K. S. (2004). Effect of number of masking talkers and auditory priming on informational masking in speech recognition. *Journal of the Acoustical Society of America*, 115(5), 2246–2256.
- Garcia Lecumberri, M. L., & Cooke, M. (2006). Effect of masker type on native and non-native consonant perception in noise. *Journal of the Acoustical Society of America*, 119(4), 2445–2454.
- Helfer, K. S., & Freyman, R. L. (2008). Aging and speech-on-speech masking. *Ear and Hearing*, 29(1), 87–98.
- Institute of Electrical and Electronics Engineers Subcommittee. (1969). IEEE Subcommittee on subjective measurements IEEE recommended practices for speech quality measurements. *IEEE Transactions on Audio and Electroacoustics*, 17, 227–246.
- Li, C., & Thompson, S. A. (1989). *Mandarin Chinese: A functional reference grammar*. Berkeley and Los Angeles, CA: University of California Press.
- Lin, H., & Wang, Q. (2005). Mandarin rhythm: An acoustic study. *Journal of Chinese Language and Computing*, 17, 127–140.
- Miller, G. A., & Licklider, J. C. R. (1950). The intelligibility of interrupted speech. *Journal of the Acoustical Society of America*, 22, 167–173.

-
- Nye, P. W., & Gaitenby, J. H.** (1974). The intelligibility of synthetic monosyllabic words in short, syntactically normal sentences, *Status Report on Sp. Res. SR-37/38*. Haskins Laboratory
- Reel, L.** (2009). Selective auditory attention in adults: Effects of rhythmic structure of the competing language (Unpublished doctoral dissertation). Texas Tech University Health Sciences Center, Lubbock, TX.
- Simpson, S., & Cooke, M. P.** (2005). Consonant identification in N-talker babble is a nonmonotonic function of N. *Journal of the Acoustical Society of America*, *118*, 2775–2778.
- Tukey, J. W.** (1953). Some selected quick and easy methods of statistical analysis. *Transactions of the New York Academy of Sciences*, *16* (2), 88–97.
- Van Engen, K. J.** (2010). Similarity and familiarity: Second language sentence recognition in first- and second-language multi-talker babble. *Speech Communication*, *52*(11–12), 943–953.
- Van Engen, K. J., & Bradlow, A. R.** (2007). Sentence recognition in native- and foreign-language multi-talker background noise. *Journal of the Acoustical Society of America*, *121*(1), 519–526.